

SUPPLIER PACK

Holcim (New Zealand) Ltd 2024



WELCOME TO THE HOLCIM SUPPLIER PACK

We would like to thank you for choosing to become a supplier to Holcim (New Zealand) Ltd ("Holcim") and look forward to a mutually beneficial relationship. The purpose of this pack is to notify you of our procedures and the facilities we have made available for your use.

Should you have any questions or concerns please do not hesitate to contact your relevant Purchasing Officer.

CONTENTS

Supplier Code of Conduct	3
Contractor Compliance	3
Purchasing Process	4
Proof of delivery / Proof of service	4
Instructions for Invoicing	5
Credit Applications	6
Supplier Extranet	7
Contact Listing	8

SUPPLIER CODE OF CONDUCT

Holcim (New Zealand) Ltd ("Holcim") requires that all our suppliers fulfill certain standards on environment, health and safety and social responsibility, which are defined in our [Supplier Code of Conduct](#).

All our suppliers are required to adhere to those standards, with compliance assessed via a pre-qualification process and monitored on an ongoing basis.

CONTRACTOR COMPLIANCE (for CEMENT AND AGGREGATE SUPPLIERS ONLY)

At Holcim we pride ourselves on our safety record, which is the result of dedicated focus on safety over many years. We aim for zeroHarm to our people and contractors at all our sites.

Damstra

To improve safety for our contractors, we have engaged Damstra to manage our contractor compliance. The Damstra system keeps contractors safe by ensuring they:

have completed the safety, health and environment inductions and they are up to date
hold the right qualifications, licenses, training for the work assigned to them haven't
worked excessive hours are always remotely visible to management when on our sites.

Company registration

All suppliers with employees working on Holcim sites need to register their companies and all individuals working on sites. There is an annual compliance management fee of \$99.95 (ex GST) charged for each registered contractor (individual), which is tax deductible.

Contractors to sign-in/out of Holcim sites

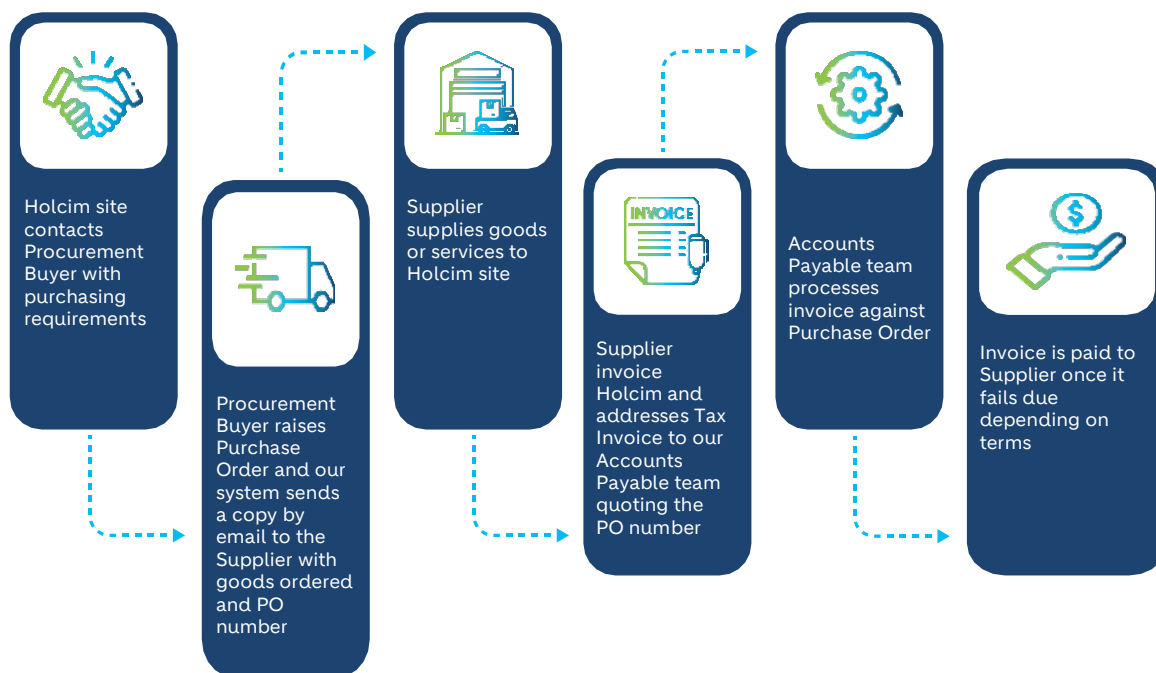
Damstra terminals are installed at all our sites nationally. Only contractors who are registered with Damstra can enter our sites and perform their duties. Contractors are issued with Damstra ID cards to sign-in/out of Holcim sites at Damstra terminals.

Getting registered and compliant

1. To register your company and employees go to: www.damstratechnology.com
 - Click on 'Login & Register', choose 'Register your company.'
 - Scroll down and click the box next to 'Holcim - NZ' to access Holcim registration page. Complete the required fields and then click 'Send for approval'.
2. Once Damstra has processed and approved your company registration, you will receive a link to complete a Company Questionnaire, assessing whether your company is meeting the social, environmental and health and safety standards established in our Supplier Code of Conduct
3. You can then start to register your employees through your company portal by clicking on 'Online Booking or Registration'. For each employee required onsite you must provide:
 - Copies of relevant skills and qualifications
 - Photographic Identification
 - Letter of Competency
 - Electronic Colour Photo
4. Once your employee registration is processed by Damstra, you will receive a confirmation email including a link and code to complete the relevant Online Induction Courses.

If you have any questions on the registration process, contact Damstra at: inductions@damstratechnology.com

PURCHASING PROCESS



Goods or services should not be supplied without first obtaining a valid Purchase Order (PO) number¹

All POs are subject to Holcim's Standard Purchase Terms, a copy of which may be found at www.holcim.co.nz/purchase-terms.

PROOF OF DELIVERY / PROOF OF SERVICE

All suppliers are required to provide a proof of delivery of goods or services at point of delivery, even partial.

A Delivery Docket (packing slip) or Service Docket is critical and will assist Holcim sites and our Admin teams to confirm the receipt of goods and/or services in our system and avoid any delay in the payment of the invoice.

Delivery dockets and work dockets should include:

- The PO number.
- A Delivery Docket number (or job docket number)
- The Holcim delivery/ job site address
- In addition, for provision of services:
 - a description of the work performed and the number of hours.
 - a Holcim representative signature, print name and date.

¹Or alternatively a Scheduling Agreement or Recurring Payment number

INSTRUCTIONS FOR INVOICING

Holcim is committed to paying its suppliers seamlessly. Please make sure that you follow the instructions below to help the invoicing process. Invoices must be addressed to: apinvoices-nz@holcim.com.

Statements and General enquiries are to be addressed to: 2900-aush@holcim.com.

Invoices sent to this address must:

- be a [legitimate Tax Invoice](#), according to the Inland Revenue rules, unless you are an overseas company
- have a valid **Purchase Order number** displayed on the invoice (10-digit number starting with 45-)¹
- be in **PDF format**, one invoice per PDF (no multiple invoices in one PDF), be an attachment to the email (not a hyperlink)
- be an **invoice only** with no other supporting documents attached (including no signature image or electronic signature in the email as this appears as an attachment and the whole email will be rejected)

To ensure a timely processing, please ensure that your invoices:

- Include a detailed description of materials/services purchased by line item, and include any freight charges and other applicable fees that **match the Purchase Order** exactly.
- Provide invoice total value after all line items.

If an invoice does not meet the above criteria, it will be rejected and will require resubmission.

Include your supplier name and number in the subject header. You will receive an immediate response with an incident number, which you should quote in any future correspondence with our Accounts Payable Team. Please allow up to five working days for your query to be addressed.



¹Or alternatively a Recurring Payment number (starting with 91-) or Scheduling Agreement number (starting with 61-)

CREDIT APPLICATIONS

A copy of our Credit Application is included below should this be required by your company.
All credit applications **must comply with our terms and conditions**.

Application for Credit Account



This is the Holcim (New Zealand) Ltd standard information sheet for applications for credit accounts.

Business Name:	Holcim (New Zealand) Ltd
NZ Company Number:	142904
NZ Business Number:	9429040323428
NZ GST Number:	23 866 900
Registered Office:	1/1 Show Place, Addington Christchurch 8024 New Zealand
DUNS Number:	76 002 2681
Ownership:	<p>The parent company of Holcim (New Zealand) Ltd is Holcim Limited, a company listed on the SIX Swiss Exchange and Euronext Paris.</p> <p>Holcim Limited does not provide parent company guarantees.</p> <p>The directors of Holcim (New Zealand) Ltd do not provide personal guarantees.</p>
Trade reference:	Timpack Industries Limited
Payment Method:	Holcim (New Zealand) Ltd's payment method is by Electronic Funds Transfer (EFT) directly into the Company's nominated account.
Payment Terms:	Holcim (New Zealand) Ltd's standard trading terms are 60 days after the end of the month in which the tax invoice is dated, as set out in our Purchase Order Terms and Conditions found at www.holcim.co.nz/purchase-terms .

SUPPLIER EXTRANET


Holcim extranet is a facility that enables you to fast view your account in our system and help with your account reconciliation. The service is available 24 hours 7 days a week; it is convenient and requires no waiting time on the phone.

Using the Supplier Extranet service you can:

- Obtain a copy of any remittance advice both current and historical
- View current account balances and details for your last payment
- View invoices due for payment and the expected payment date
- Search on open invoices and view any items blocked due to price or quantity discrepancy
- Search for your invoice numbers to determine their current status
- Reconcile our account to determine outstanding invoices

To create a new account simply:

1. Log on to: www.holcim.co.nz/online
2. Scroll down the page to the section '**myHolcim Supplier Portal**'



myHolcim Supplier Portal
Vendors

- List and search invoices
- View PO details, invoice status
- Check due and payment dates
- Monitor current account balance
- View last payment details

[→ Register](#)
[→ Password Reset](#)
[→ Access myHolcim - Vendor Portal](#)

3. Then click -> Register

Online Service - MyHolcim

User name

Password


Login

☐ Register

☐ Password reset

4. Select 'Supplier' from the Holcim drop down box and enter your account number with us, along with your name and email address.

Account Registration Form



Customer / Vendor *

First Name:

Last Name:

Email:

NOTE: If you are unsure of your Holcim supplier number you will find it on your last remittance advice or Purchase Order, otherwise contact your Purchasing Officer at Holcim.

If you experience any difficulty using the extranet, please contact us at apqueries-nz@holcim.com.

5. Then select 'Submit Request'.



CONTACTS

Send invoices to:

apinvoices-nz@holcim.com

**For Purchase Order or any
Procurement related queries:**

operationalprocurement-aush@holcim.com

**For payment and Holcim
Supplier Extranet queries:**

2900-aush@holcim.com

**To update your details in
our records (e.g. change of bank
account #, address, etc.)**

2880-aush@holcim.com

**If you cannot email
your invoices, post to:**

PO Box 6040,
Upper Riccarton,
Christchurch, 8024

To call us:

0800 HOLCIM (0800 465 246)



Holcim (New Zealand) Ltd
1/1 Show Place, Addington 8024
Christchurch, New Zealand

info-nz@holcim.com
Phone 0800 Holcim (465 246)

www.holcim.co.nz