Ultracem

NZS 3122:2009 Type GP (General Purpose Portland) & Type HE (High Early Strength)

Shipment # 2406 to 2417

Ship Arrival Date	Shipment #	Terminal	Water %	I-Set min	F-Set h:mm	False mm	Sound mm	*SO_3 *^*	*NaEq**	Fine m^2/kg	45µm %	LOI %	I-3D* MPa	I-7D* MPa	I-28D* MPa
22/04/2025	2417	AUCKLAND	27.2	105	3:00	12						2.60			
08/03/2025	2416	AUCKLAND	28.3	120	3:30	14	2	*2.6*	*0.50*	330	7.1	2.45	35.1	47.1	62.3
10/02/2025	2415	AUCKLAND	28.0	135	3:30	10	1	*2.6*	*0.56*	325	8.9	2.51	35.5	48.3	59.5
28/01/2025	2414	AUCKLAND	28.0	135	3:30	9	1	*2.5*	*0.47*	340	6.1	2.48	36.7	49.7	64.1
29/11/2024	2413	AUCKLAND	28.0	120	3:30	10	0	*2.6*	*0.52*	335	7.9	2.56	36.7	48.9	63.2
03/11/2024	2412	AUCKLAND	28.0	120	3:00	12	2	*2.6*	*0.54*	340	8.2	2.43	35.3	50.1	61.5
03/10/2024	2411	AUCKLAND	28.0	135	3:15	14	2	*2.4*	*0.52*	345	6.6	2.41	35.9	49.3	63.3
25/09/2024	2410	AUCKLAND	28.2	120	3:15	14	2	*2.5*	*0.48*	350	8.3	2.21	35.4	45.8	64.8
02/09/2024	2409	AUCKLAND	27.8	120	3:15	19	1	*2.6*	*0.48*	345	8.0	2.34	35.5	49.1	64.2
23/08/2024	2408	AUCKLAND	28.1	135	3:00	33	2	*2.5*	*0.50*	335	7.9	2.51	38.6	52.6	64.1
02/08/2024	2407	AUCKLAND	28.0	135	3:45	9	2	*1.9*	*0.45*	315	8.3	2.45	33.0	48.7	64.4
Mean			28.0	125.5	3:19	14.2	1.5	2.5	0.5	336	7.7	2.5	35.8	49.0	63.1
StdDev			0.3	10.1	0:15	6.9	0.7	0.2	0.0	10	0.9	0.1	1.4	1.8	1.6
19/03/2025	2416	TIMARU	28.2	135	3:00	11	1	*2.6*	*0.51*	335	9.1	2.29	35.6	48.4	
26/02/2025	2415	TIMARU	27.7	120	3:00	9	2	*2.6*	*0.50*	330	8.8	2.51	36.3	49.1	62.0
30/01/2025	2414	TIMARU	28.2	135	3:30	11	1	*2.5*	*0.52*	340	6.4	2.29	38.0	50.6	64.1
12/12/2024	2413	TIMARU	28.3	120	3:30	21	1	*2.6*	*0.53*	345	8.7	2.52	35.3	47.3	62.3
15/11/2024	2412	TIMARU	28.0	120	3:00	12	1	*2.6*	*0.52*	335	8.7	2.52	35.1	47.7	61.2
11/10/2024	2411	TIMARU	28.0	120	3:15	11	2	*2.4*	*0.52*	340	6.6	2.33	36.2	48.1	63.8
06/10/2024	2410	TIMARU	28.2	135	3:15	12	1	*2.6*	*0.50*	345	8.3	2.25	35.0	46.3	60.0
15/09/2024	2409	TIMARU	28.1	135	3:15	13	1	*2.6*	*0.51*	350	8.2	2.26	36.5	50.0	63.0
02/09/2024	2408	TIMARU	27.8	120	3:15	19	1	*2.4*	*0.47*	335	7.4	2.41	34.7	47.3	61.9
09/08/2024	2407	TIMARU	27.9	120	3:15	10	2	*1.9*	*0.47*	315	8.1	2.27	34.8	51.3	67.1
23/07/2024	2406	TIMARU	28.3	120	3:15	8	1	*2.0*	*0.51*	340	6.9	2.75	33.5	51.8	65.5
Mean			28.1	125.5	3:13	12.5	1.3	2.4	0.5	337	7.9	2.4	35.5	48.9	63.1
StdDev			0.2	7.6	0:10	4.0	0.5	0.3	0.0	9	1.0	0.2	1.2	1.8	2.1
NZS 3122:2009 Specifications				minimum	maximum		maximum	maximum	maximum				minimum	minimum	minimum
Type GP				45	6:00		5	3.5	0.64					35	45
Type HE				45	6:00		5	3.5	0.64				25	40	

Holcim New Zealand is registered for the production & distribution of cement in accordance with ISO 9001:2015. Ultracem is a general purpose cement, manufactured by Mitsubishi Ube Cement Company and is tested in accordance with NZS3122:2009 & AS2350:2006. [NOTE: The AS 2350 series of standards cited above were all adopted, with minor amendments, by NZS 3122:2009]. Samples tested as received.
This test report may not be reproduced except in full.

Holcim Auckland Laboratory	*^ Verum Group, IANZ Accreditation Number: 981*	** Cement Australia, Nata Accreditation Numbers: 187, 188*
23 Plumer Street, Auckland, New Zealand	*Christchurch, New Zealand*	*Darra, Brisbane, Australia*

Results marked

* or ^	all results in italics are subcontracted.
‡	are not accredited, and are outside of the scope of the laboratory.
XXX	are retested results

Claire Ziegler (Senior Laboratory Technician)
Key Technical Person

Dave Darlow (National Manager - Sustainable Solutions)
Key Technical Person

Issue Date: 24-Apr-25
Report ID: 25GP2501Q

Ultracem

Type GP

ISO Mortar Compressive Strengths

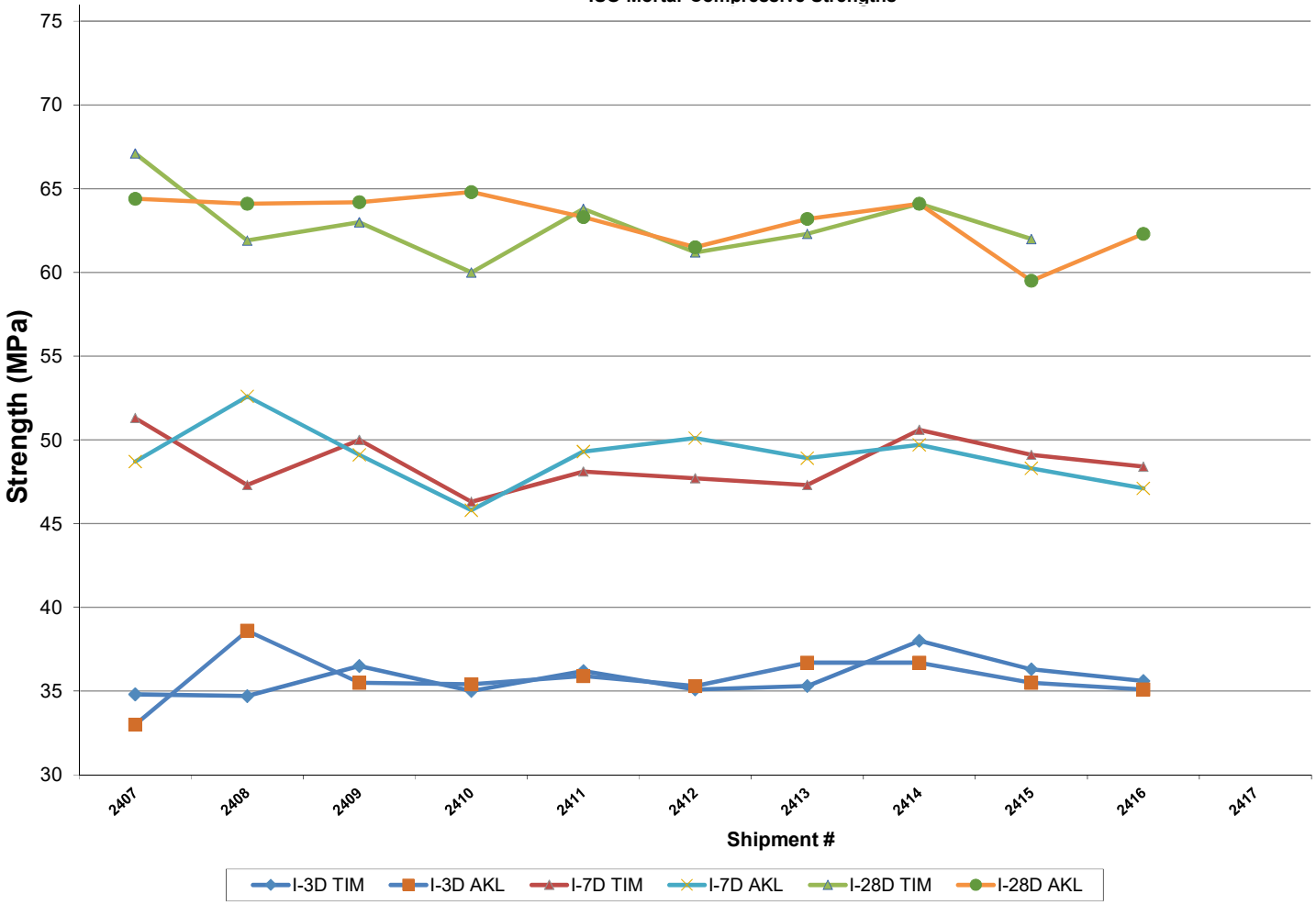

Issue Date: 24-Apr-25
Report ID: 25GP2501Q

Ultracem

NZS 3112:1986 Tests for Concrete

Weekly Dispatch Grab Sample Auckland Point of Sale

Sample Date	Temp	Slump mm			Slump Loss	Plastic Density	Air	Bleed	Hardened Density	3 Day	7 Day	28 Day	7-28 Day
	°C	Initial	30min	60min	mm/min	kg/m^3	%	L/m^3	kg/m^3	MPa	MPa	MPa	MPa
24/03/2025	23.2	120				2420	1.0		2430	29.0	36.0		
19/03/2025	24.1	130				2420	1.0		2430	28.0	37.0	43.0	6.0
11/03/2025	24.2	130	90	60	1.17	2430	1.0	3.0	2400	28.0	37.0	43.5	6.5
03/03/2025	22.3	130				2420	1.0		2420	28.0	37.0	43.0	6.0
24/02/2025	24.2	130				2430	1.0		2430	28.5	35.0	44.0	9.0
17/02/2025	24.8	130				2420	1.0		2430	27.0	32.0	43.0	11.0
13/02/2025	23.0	130				2420	1.0		2460	25.0	34.0	40.0	6.0
07/02/2025	24.4	130	90	70	1.00	2420	1.0	3.0	2440	27.0	36.5	48.0	11.5
30/01/2025	23.1	130				2420	1.0		2430	27.0	36.0	46.0	10.0
20/01/2025	22.9	120				2420	1.0		2410	27.0	36.0	45.0	9.0
16/01/2025	23.8	120				2420	1.0		2420	27.0	35.0	43.5	8.5
09/01/2025	23.4	110	90	80	0.50	2430	1.0	3.0	2430	27.0	36.5	47.0	10.5
17/12/2024	22.0	130				2410	1.0		2440	28.0	36.0	45.0	9.0
03/12/2024	23.5	130				2430	1.0		2440	29.0	35.5	42.0	6.5
25/11/2024	23.7	120				2420	1.0		2430	27.5	38.0	47.0	9.0
18/11/2024	24.0	130	90	60	1.17	2420	1.0	2.5	2450	27.0	37.0	46.5	9.5
13/11/2024	22.7	110				2420	1.0		2430	27.0	37.0	47.5	10.5
07/11/2024	22.4	130				2420	1.0		2450	23.5	33.0	46.5	13.5
30/10/2024	22.8	120				2410	1.0		2430	27.0	35.0	45.0	10.0
21/10/2024	23.6	110				2420	1.0		2430	27.5	36.0	48.0	12.0
Mean	23.4	125				2421	1.0	2.9	2432	27.3	35.8	44.9	9.2
StdDev	0.8	7.7				6	0.0	0.3	14	1.2	1.5	2.2	2.2
CoV%										4.5	4.2	5.0	

Holcim New Zealand is registered for the production & distribution of cement in accordance with ISO 9001:2015. Ultracem is a general purpose cement and is tested in accordance with NZS3122:2009 & AS2350:2006. All concrete testing conducted in accordance with NZS 3112:1986. This report may not be reproduced except in full.

Holcim Auckland Laboratory
23 Plumer Street, Auckland, New Zealand

Materials	Cement	H_2O	Sand	PAP7	13mm	19mm	w/c	Ad. Mix	Density	Slump
Units	kg/m^3							L/100kg	kg/m^3	mm
Mix	365	193	350	445	360	725	0.53	0.5 - 0.8	2438	120

Results marked

*	are subcontracted.
‡	are not accredited, and are outside of the scope of the laboratory.
XXX	are retested results

Issue Date: 24-Apr-25
Report ID: 25GP2501Q

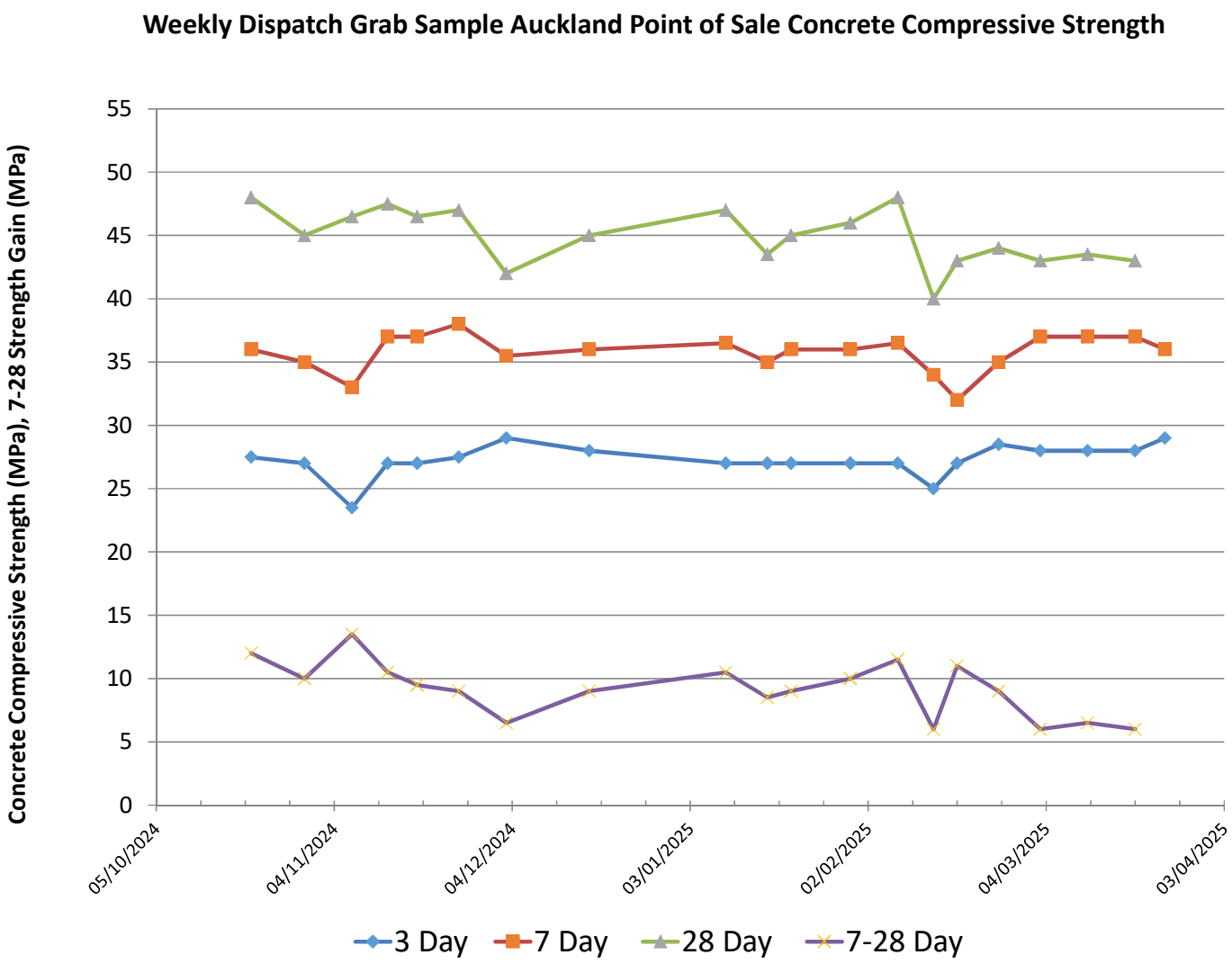

Issue Date: 24-Apr-25
Report ID: 25GP2501Q

Ultracem

NZS 3112:1986 Tests for Concrete

Weekly Dispatch Grab Sample Timaru Point of Sale

Sample Date	Temp	Slump mm			Slump Loss	Plastic Density	Air	Bleed	Hardened Density	3 Day	7 Day	28 Day	7-28 Day
	°C	Initial	30min	60min	mm/min	kg/m^3	%	L/m^3	kg/m^3	MPa	MPa	MPa	MPa
24/03/2025	23.5	130				2420	1.0		2430	27.5	36.0		
17/03/2025	22.9	120				2420	1.0		2430	27.5	36.0	43.0	7.0
10/03/2025	24.0	140	100	70	1.17	2430	1.0	3.0	2420	26.0	35.0	44.0	9.0
03/03/2025	22.8	130				2430	1.0		2430	26.0	35.5	44.0	8.5
26/02/2025	22.9	120				2430	1.0		2430	26.0	33.0	43.5	10.5
13/02/2025	23.6	130	100	70	1.00	2420	1.0	2.5	2430	28.5	36.5	46.0	9.5
01/02/2025	23.5	140				2430	1.0		2430	28.0	36.0	43.0	7.0
22/01/2025	22.6	130				2420	1.0		2430	26.0	36.0	45.0	9.0
13/01/2025	23.8	110				2420	1.0		2420	27.0	30.0	46.5	16.5
09/01/2025	24.1	110	90	70	0.67	2420	1.0	2.0	2430	27.0	36.0	45.5	9.5
03/12/2024	23.0	120				2420	1.0		2430	28.0	36.0	45.0	9.0
25/11/2024	23.2	120				2420	1.0		2430	27.5	36.0	43.0	7.0
19/11/2024	23.9	110				2430	1.0		2420	29.0	37.5	47.0	9.5
04/11/2024	22.3	140				2420	1.0		2440	22.0	30.0	46.0	16.0
22/10/2024	22.4	120				2420	1.0		2440	24.5	35.0	44.0	9.0
14/10/2024	22.6	120	100	90	0.50	2430	1.0	2.0	2440	27.0	35.0	46.5	11.5
09/10/2024	22.2	120				2420	1.0		2420	24.5	35.5	45.0	9.5
01/10/2024	22.3	120				2420	1.0		2420	25.0	34.0	46.0	12.0
25/09/2024	22.6	130				2420	1.0		2420	25.5	34.5	44.0	9.5
16/09/2024	22.7	130				2420	1.0		2430	27.0	36.5	43.0	6.5
Mean	23.0	125				2423	1.0	2.4	2429	26.5	35.0	44.7	9.8
StdDev	0.6	9.4				5	0.0	0.5	7	1.6	2.0	1.3	2.7
CoV%										6.2	5.6	3.0	

Holcim New Zealand is registered for the production & distribution of cement in accordance with ISO 9001:2015. Ultracem is a general purpose cement and is tested in accordance with NZS3122:2009 & AS2350:2006. All concrete testing conducted in accordance with NZS 3112:1986. Samples tested as received. This report may not be reproduced except in full.

Holcim Auckland Laboratory
23 Plumer Street, Auckland, New Zealand

Materials	Cement	H_2O	Sand	PAP7	13mm	19mm	w/c	Ad. Mix	Density	Slump
Units	kg/m^3							L/100kg	kg/m^3	mm
Mix	365	193	350	445	360	725	0.53	0.5 - 0.8	2438	120

Results marked

*	are subcontracted.
‡	are not accredited, and are outside of the scope of the laboratory.
XXX	are retested results

Issue Date: 24-Apr-25
Report ID: 25GP2501Q

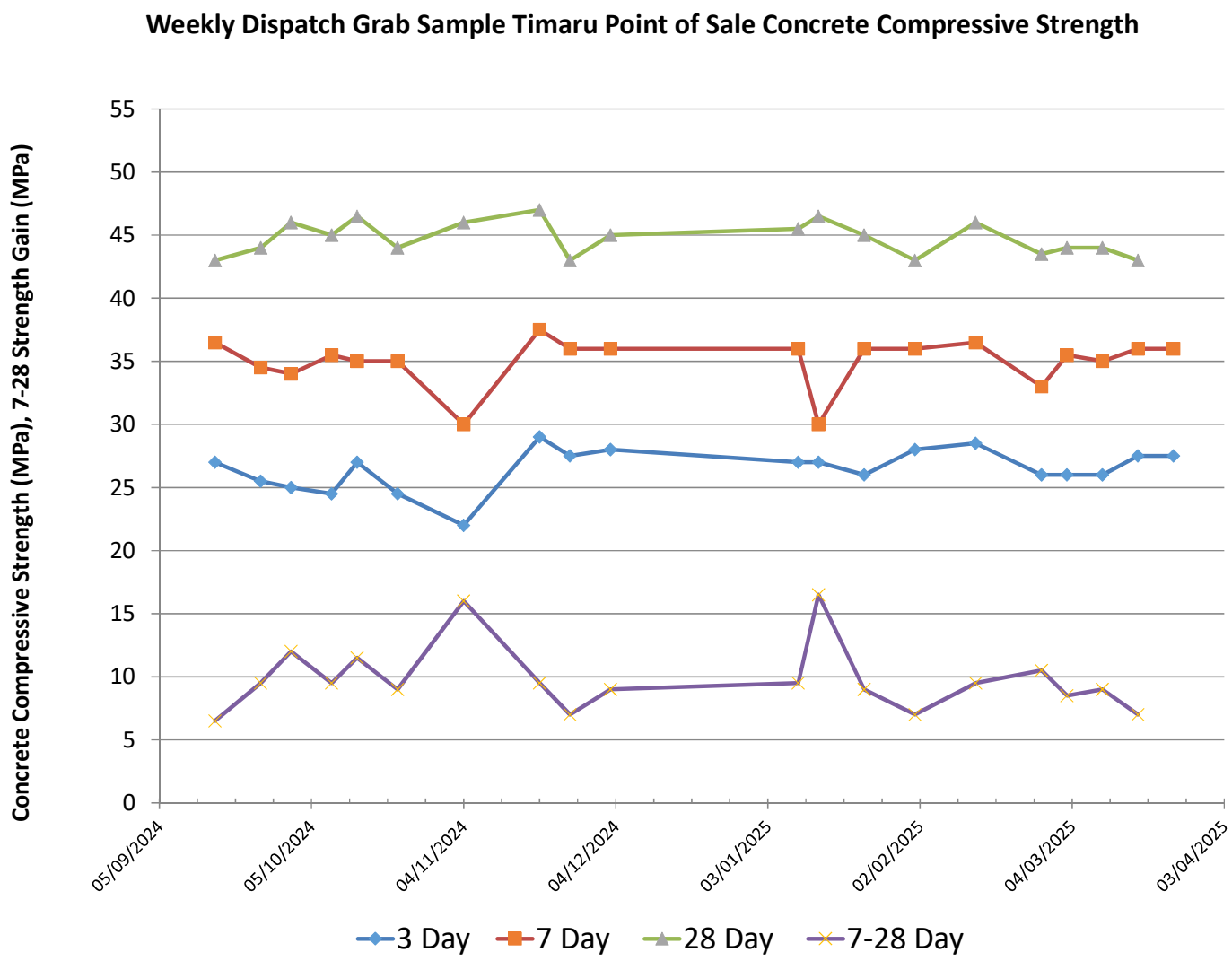

Issue Date: 24-Apr-25
Report ID: 25GP2501Q